

Shine™ Rev

Shine Rev 3, Shine Rev 2 13 High Power mini BTE hearing aid



High Power mini

Performance profile

	Shine Rev 3	Shine Rev 2
Channels / bands	3/6	2/4
Processing types	WDRC and linear	WDRC and linear
Fixed directional	•	
Omni directional		•

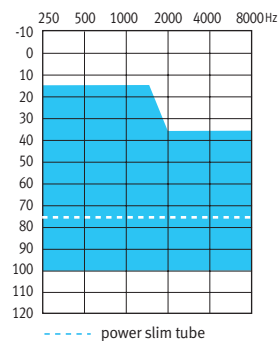
Signature features

AutoMic	•	
---------	---	--

Features

Manual programs	Up to 3	Up to 2
Automatic Adaptation Manager	•	•
Noise reduction	1 setting	1 setting
Speech enhancement	1 setting	1 setting
Feedback manager	•	•
Natural Sound Balance	•	•
AntiShock	1 setting	1 setting
Wind noise manager	1 setting	1 setting
MyMusic	•	•
Telecoil	•	
DAI	•	
Data logging	•	•
IntelliVent technology for custom ear pieces	•	•
Optional EasyFit system for instant fitting	•	•
Plasma coating	•	•
IP57	•	•

Fitting guides



Class

High Power mini

Peak output / gain 2cc unfiltered earhook	137 / 72
Peak output / gain slim tube	135 / 70
Battery size	13

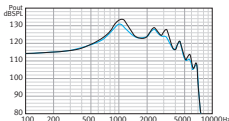
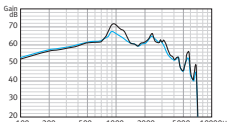
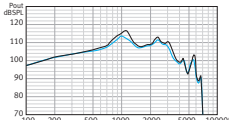
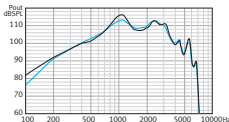
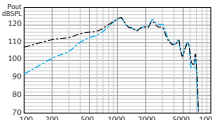
Shine Rev 3, Shine Rev 2 BTE series

Filtered earhook
(standard)

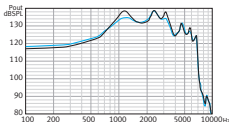
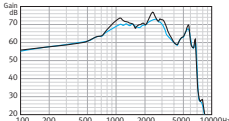
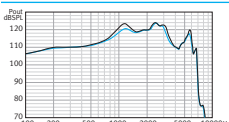
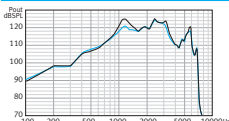
Unfiltered earhook
(optional)

Power tube
(optional)

ANSI 3.22 2009/IEC 118-7 2cc coupler technical data

	Reference test frequency - IEC 118-7 (kHz)	1.6	1.6	1.6
	OSPL90			
	Maximum (dB SPL)	134	137	135
	Nominal (dB SPL)	131	134	132
	HFA - OSPL90 (dB SPL)	128	128	122
	at RTF (dB SPL)	123	123	116
	Full on gain (input 50 dB SPL)			
	Maximum (dB)	68	72	70
	HFA - FOG (dB)	64	64	58
	at RTF (dB)	58	58	57
	Reference test setting (RTS)			
	Frequency range (Hz)	100-6200	100-6200	100-6200
	Reference test gain (dB)	51	51	45
	Current drain at RTS (mA)	1.2	1.2	1.2
	Typical battery life (h)	258	258	258
	Equivalent input noise at RTS (dB SPL)	19	19	20
	Total harmonic distortion at 500 Hz/800 Hz/1600 Hz (%)	2.5/2/1	2.5/2/1	2.5/2/1
	Induction coil sensitivity (31.6 mA/m)			
	HFA SPLITS/STS-RSETS (dB SPL/dB)	111/0	111/0	103/1
	Standard: mic at 70 dB SPL vs induction coil at 100 mA/m			
	— Mic			
	- - Induction coil			
	Electromagnetic compatibility			
	EMC immunity by ANSI c63.19-2001 EMC, omni/telecoil	M2/T2	M2/T2	M2/T2

IEC 118-o OES coupler technical data

	Reference test frequency - IEC 118-o (kHz)	1.6	1.6	1.6
	OSPL90			
	Maximum (dB SPL)	139	139	135
	at RTF (dB SPL)	133	133	124
	Full on gain (input 50 dB SPL)			
	Maximum (dB)	73	77	71
	at RTF (dB)	69	68	62
	Basic frequency response			
	Frequency range (DIN 45605) (Hz)	100-6600	100-6900	100-6900
	Reference test gain (dB)	58	58	49
	Current drain at RTG (mA)	1.2	1.2	1.2
	Typical battery life (h)	258	258	258
	Equivalent input noise at RTG (dB SPL)	19	19	20
	Total harmonic distortion at 500 Hz/800 Hz/1600 Hz (%)	2.5/2/1	2.5/2/1	2.5/2/1
	Induction coil sensitivity			
	at RTF (graph shown for 31.6 mA/m at RTG) (dB SPL)	118	118	108
	Maximum (1 mA/m at full on gain) (dB SPL)	103	106	100
	at RTF (1 mA/m at full on gain) (dB SPL)	99	99	88
	Electromagnetic compatibility			
	EMC immunity by IEC 60118-13, 2011 field strength 90/50/35 V/m, omni IRIL low/medium/high band (dB SPL)	33/53/52	33/53/52	33/53/52

Legend

- Unfiltered earhook
- Filtered earhook

Test conditions

Battery size: 13; Source: voltage 1.3 V; Tubing: length 25 mm, inside diameter 1.93 mm

Hearing instrument set to Unitron TrueFit test settings.

Domes should never be fit on patients with perforated eardrums, exposed middle ear cavities, or surgically altered ear canals. In the case of such a condition, we recommend use of a customized earmold.

Sound pressure level of these hearing aids exceeds 132 dB SPL.

We reserve the right to change specification data without notice as improvements are introduced.